

# Specification Sheet - Electric Make-Up Air/Boost Heater

## STANDARD EQUIPMENT

- 120V, 14 AWG, SJT type, 15A plug (cord length ≈ 7 ft.)
- Hi-limits, automatic reset - 135° F/150° F/180° fused link
- 20-year element warranty
- 2-year parts warranty
- Temperature sensing with full modulation
- Maintains specific temperature set point
- 6" round duct section
- Quiet DC power relays
- Thermostat end switch connection point
- Unique design allows for simplified installation
- Cooling mode element disable option
- Requires external 24V control power supply
- ARL listed
- Made in the USA

## TEMPERATURE RISE CHART\*

Temperature Rise Needed		80° F	70° F	60° F	50° F	40° F	30° F
Model	Watts	CFM	CFM	CFM	CFM	CFM	CFM
EM-WX0111R	1000	40	45	53	63	79	105

\*Typically the maximum temperature rise for this product is 40° F for room air inlet. If used for make-up air, larger temperature rises are permissible, see table above.

## ELECTRIC SUPPLY

Model	kW	Btu/h	Amps	Fuse	Phase	Voltage	Source CB	Shipping Weight	Installation Manual	Minimum CFM	Duct Collar
EM-WX0111R	1	3,400	8.33	N/A	1-60	120	15	9	EI901	35	6"

## CHIP CODE OPTIONS†

Switch Position	B	C	D	E	H
0	96°	20°	40°	60°	88°
1	100°	25°	52°	65°	90°
2	104°	30°	64°	70°	92°
3	108°	35°	76°	75°	94°
4	112°	40°	88°	80°	96°
5	116°	45°	100°	85°	98°
6	120°	50°	112°	90°	100°
7	124°	55°	124°	95°	102°

†Comfort level temperature setting - choose correct chip code for application. Note: Unless otherwise specified, product will be shipped with a default "D" chip.

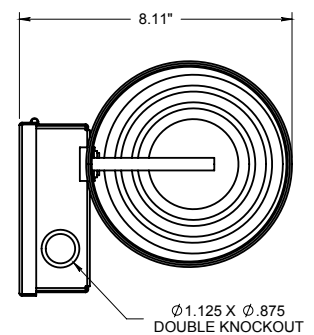
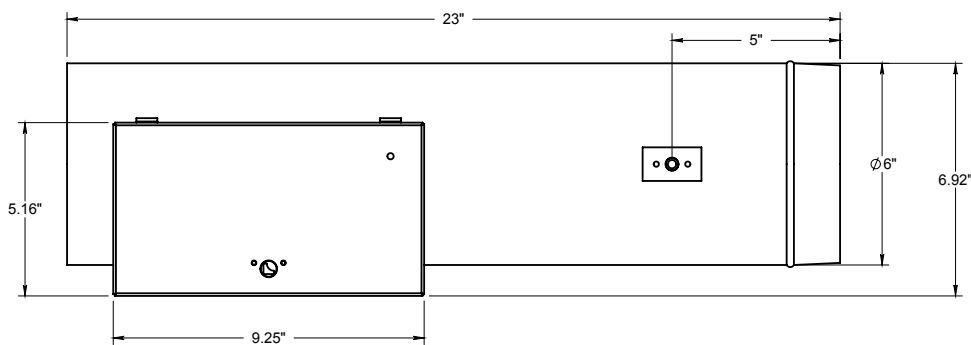
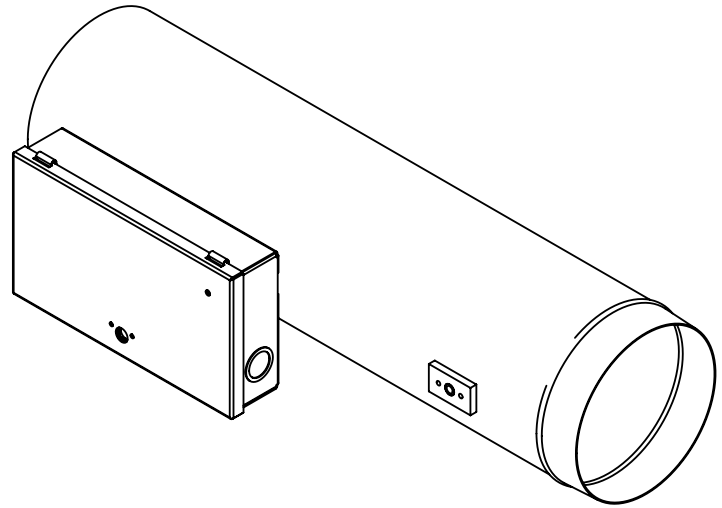


Specifications subject to change without notice,  
all rights reserved.



**ELECTRO INDUSTRIES, INC.**  
2150 West River Street, PO Box 538, Monticello, MN 55362  
763.295.4138 • 800.922.4138 • fax 763.295.4434  
sales@electromn.com • www.electromn.com

**SPECIFICATION DRAWING  
EM-WX0111R**



## Installation Specifications

When installing this duct heater, NEC 424, Part IV, Duct Heaters, applies.

When installed in an "inline" duct or round pipe adapter for a general distribution boost heater or make-up air application, observe the following guidelines:

1. This product must be installed in a metal duct, size of element rack.
2. There shall be no insulation on the inside of this sheet metal duct section.
3. Any flex-pipe or other insulated pipe must be at least 24" from the electric element.
4. Mounting - there must be at least 2" air clearance around all sides of this sheet metal duct section.
5. If there is a need to insulate this duct section for moisture condensation or in an unheated compartment, it is permissible to wrap insulation around the exterior of this metal duct section.
6. The control box must be positioned so it will not receive dripping water or collection of moisture.